

Instructions for Paper Preparation and Submission for NOLTA2022

First Author[†], Second Author[‡], and Third Author^{*}

[†]Faculty of Engineering Division I, Tokyo University of Science
1–3 Kagurazaka, Shinjuku, Tokyo 162-0825, Japan

[‡]Faculty of Engineering, Nippon Institute of Technology
4–1 Gakuendai, Miyashiro, Minamisaitama District, Saitama Prefecture 345-0826, Japan
Email: author1@domain1, author2@domain2

Abstract—This document provides the guidelines for preparing papers for 2022 International Symposium on Nonlinear Theory and its Applications (NOLTA2022). Please read carefully and follow the guidelines as closely as possible in order to produce high-quality proceedings with common formatting for all papers.

1. Introduction

Authors are kindly invited to submit papers describing original works in all aspects of nonlinear theory and its applications to NOLTA2022. Please prepare your paper according to the guidelines and submit via NOLTA2022 web site not later than **June 10, 2022**. **Only electronic submission of papers in PDF format is accepted.** After review, each corresponding author will be requested to submit the **four-page** final camera-ready paper in PDF format for the symposium proceedings not later than **August 28, 2022**.




2. Preparation of Papers

2.1. Paper Format

Please prepare your paper in **A4** format (210mm by 297mm). Set the top margin to 30mm except for the first page that begins 35mm from the top edge. Set the bottom margin to 30mm and the left and right margin to 20mm. Text, figures, tables, and references must be contained in a 170mm by 237mm area. All text must be in a two-column format with 5mm column separation. The paper should not exceed **four pages** in length. Please do not put page numbers on your paper.

2.2. Typesetting

Text should be written with a font size of 10pt unless otherwise specified. Times New Roman font is recommended for consistency and readability both on screen and in print. **Please do not use Asian fonts** as this will make your manuscript unreadable for reviewers.

ORCID iDs First Author:  0000-0000-0000-0000, Second Author:
 1234-9999-9999-9999, Third Author:  1111-1111-1111-1111

2.3. Title, Authors and Affiliations

The title of the paper appears on the first page, centered over both columns, and is set in 14pt bold letters. The author names appear below the title in 12pt. The affiliations should be given below the author names in 10pt and contain full mailing address and email address.

2.4. Abstract

The paper should start with an abstract giving a short overview on the discussed matter and the presented results.

2.5. Section Headings

2.5.1. Typesetting

Section and subsection headings should appear in 10pt bold face, while subsubsection headings in 10pt italic face. The first letter of each major word must be capitalized.

2.5.2. Alignment

All the headings should be aligned left.

2.5.3. Numbering

Section, subsection, and subsubsection headings should be numbered with Arabic numerals.

2.6. Equations

Equations are centered and numbered consecutively with Arabic numerals in parentheses as follows:

$$f(x) = \frac{ax + b}{x^2 + \alpha x + \beta} \quad (1)$$

2.7. References

A list of references should appear at the end of the paper. Number all references consecutively with Arabic numerals in square brackets. When referring to them in the text, type the corresponding reference number in square brackets as [1].

2.8. L^AT_EX Style File and MS Word Template

For the convenience of L^AT_EX users, we provide a L^AT_EX style file (`nolta2022.sty`) that automatically formats the manuscript in accordance with the symposium requirements. A L^AT_EX sample source file (`nolta2022.tex`) will show how to use the style file. We also provide a Microsoft Word template (`nolta2022.doc`) and a sample paper in PDF format (`nolta2022.pdf`). All of these files are available at NOLTA2022 web site:

<http://nolta2022.org>

3. Creating PDF files

3.1. Software

As mentioned above, only electronic submission of papers in PDF format is accepted. There are several methods for creating PDF files: Adobe Distiller, PDFWriter, ps2pdf, dvipdfm, pdflatex, and so on. Generally, Adobe Distiller provides higher quality output than others, and is therefore preferred.

3.2. Embedding Fonts

All fonts must be embedded into the PDF file of your paper including the following standard 14 fonts:

- Courier
- Courier, Italic
- Courier, Bold
- Courier, Bold Italic
- Arial MT
- Arial MT, Italic
- Arial MT, Bold
- Arial MT, Bold Italic
- Times New Roman PS MT
- Times New Roman PS MT, Italic
- Times New Roman PS MT, Bold
- Times New Roman PS MT, Bold Italic
- Symbol
- ZapfDingbats

that come with Acrobat Reader, so that the file can be viewed correctly on any computer. The method of embedding fonts is different on various systems and PDF creation mechanisms; for example, in Adobe Distiller, choose Job Options and check to Embed All Fonts. For authors using other software, please refer to your own help sources.

Before submission, **please make sure that all fonts are embedded into the PDF file you have created.** To view the font information for a PDF, open the file in an Acrobat Reader, go to the File menu, select Document Info, and then Fonts. The Font Info dialog box displays font information. If Used Font column is set to Embedded or Embedded Subset, it means that the font is correctly embedded.

3.3. File Protection

Please do neither password protect nor encrypt your PDF file so that we can insert headings and page numbers.

4. Submission of Papers

4.1. How to Submit

To submit your electronic manuscript, please visit the Submission page and follow the given instructions.

4.2. File Size

File size is strictly limited to 10 MB. Any file with the size bigger than 10 MB will be automatically rejected by the NOLTA2022 online submission system.

5. ORCID: Open Researcher and Contributor ID

[Important] ORCID iDs for ALL the authors are required for publication of your manuscript in the NOLTA2022 symposium proceedings.

ORCID is a 16-digit identifier that distinguishes you from other researchers. Please visit <https://orcid.org/> for more details. NOLTA2022 encourages authors to create their ORCID iDs. If you don't already have an ORCID iD, you can register via <https://orcid.org/register>. Please enter the ORCID iDs for all the authors in the `\orcid` command like "`\orcid{First Author: 0000-0000-0000-0000, Second Author: 1234-9999-9999-9999}`" below the `\maketitle` command of the L^AT_EX manuscript. The ORCID iDs will appear in the footnote on the first page of the paper and will help readers find related papers the authors have already published.

Acknowledgments

The authors would like to thank NOLTA2022 organizing committee members for their fruitful suggestions and comments.

References

- [1] E. N. Lorenz, "Deterministic non-periodic flow," *J. Atoms. Sci.*, vol.20, pp.130–141, 1963.